



Materialspecifikation

Skjutdörrsparti Lyft & Skjut

SDC 2 dörrar (4-luft)

Beslag	Beslags system GU lyftglid
--------	----------------------------

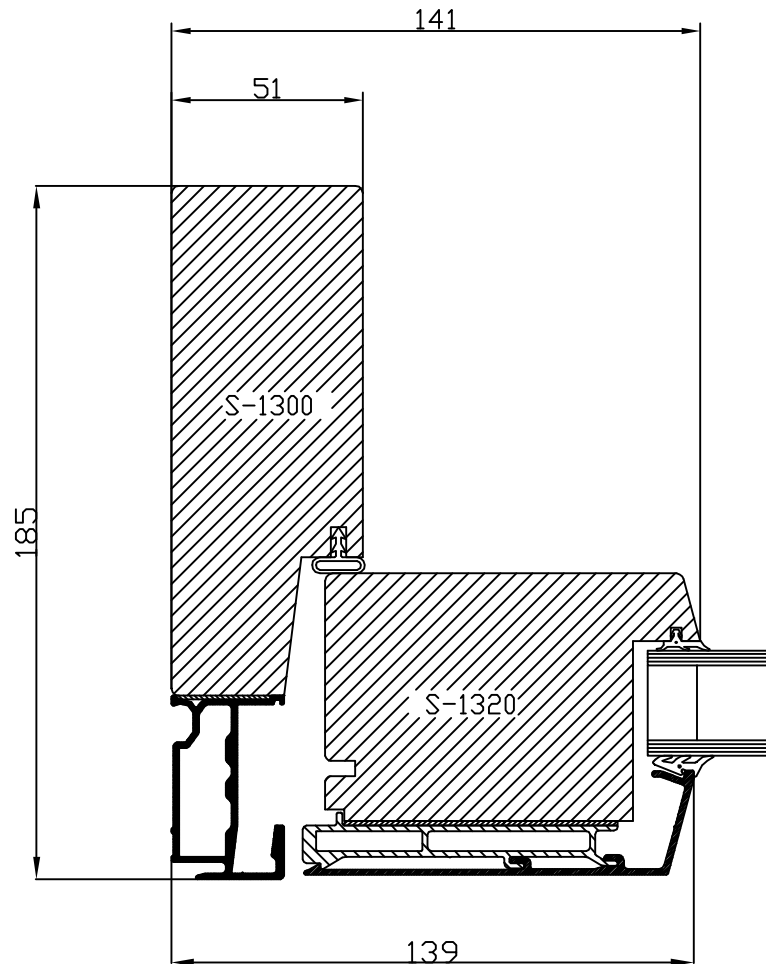
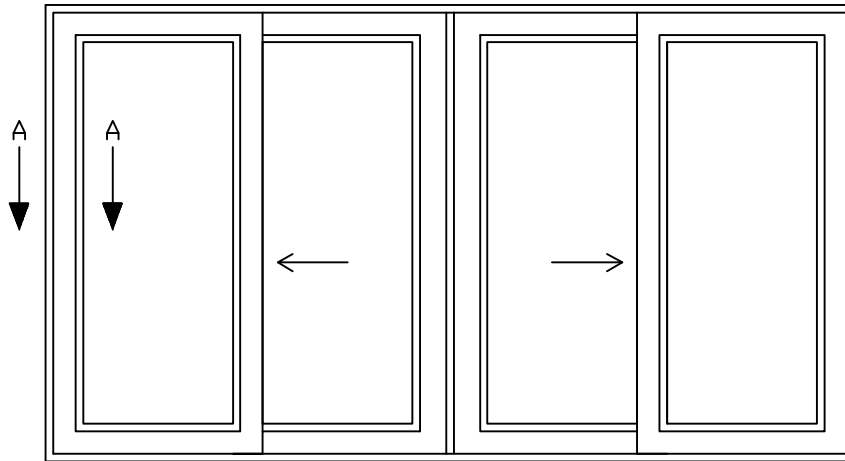
Karmdjup	185 mm
----------	--------

Format begränsning

Max bredd 5500 mm
Min bredd 4400 mm, 3985 mm med 3-glas
Max höjd 2400 mm
Min höjd --

NOTE	AM-NO.	ALTERATION	DATE	SIGN
------	--------	------------	------	------

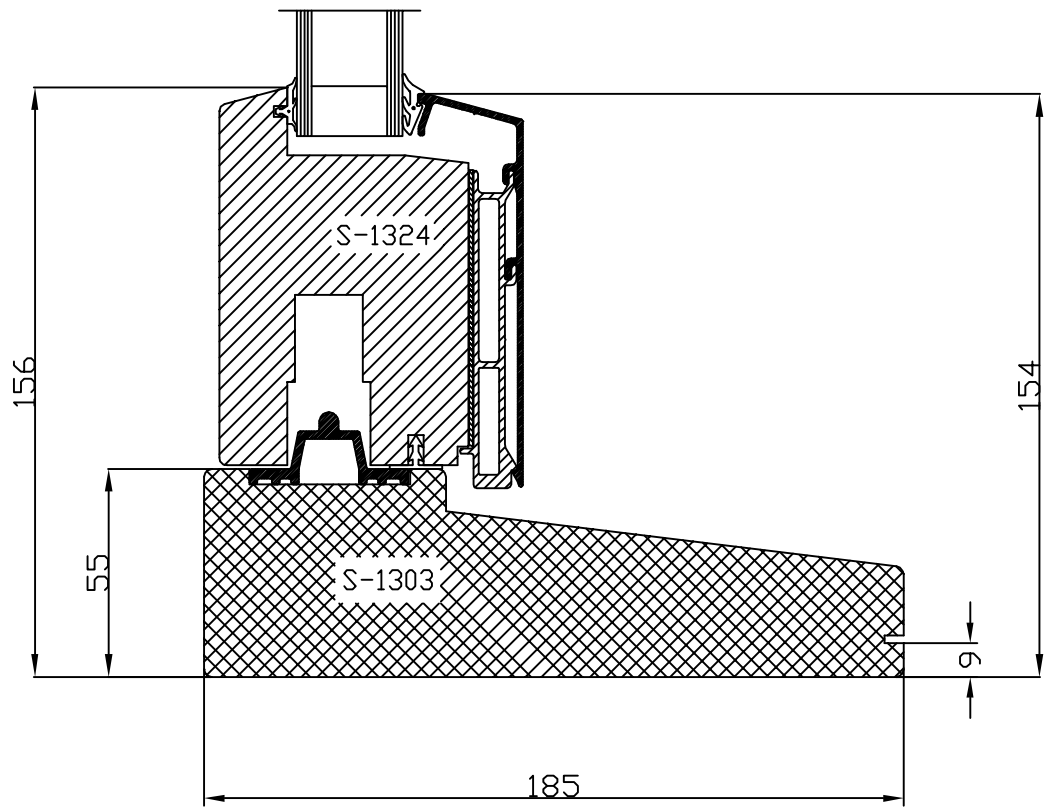
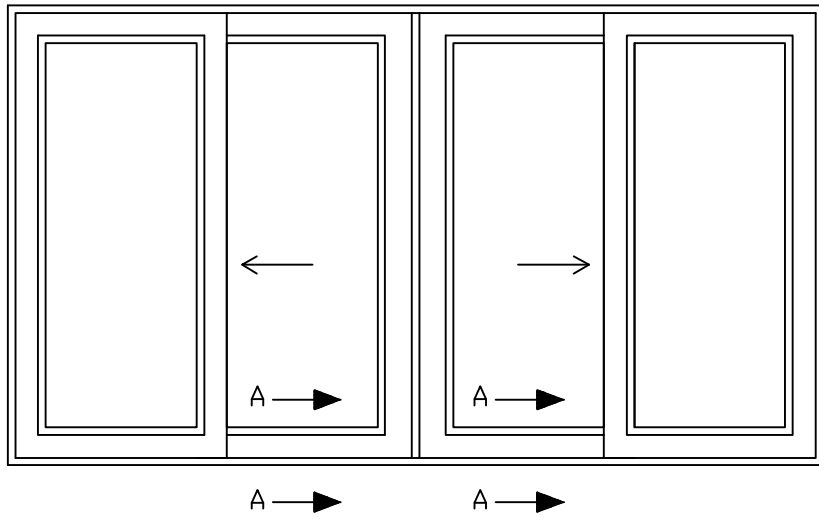
Produkttyp:
Skjutdörr SD
TYP C



Westcoast windows AB 451 55 Uddevalla Sweden	SKJUTDÖRR SD	Scale 1:2	Designer □S	Date 040116
	SIDA 2-GLAS	REF.NO.	Rev A	
	FAST DEL VÄNSTER	DRAW.NO.	S-220	

NOTE	AM-NO.	ALTERATION	DATE	SIGN
------	--------	------------	------	------

Produkttyp:
Skjutdörr SD
TYP C



Westcoast windows AB 451 55 Uddevalla Sweden	SKJUTDÖRR SD	Scale 1:2	Designer OS	Date 040116
	TRÄSKEL 2-GLAS	REF.NO.	Rev A	
	RÖRLIG DEL	DRAW.NO.	S-226	