



Materialspecifikation

Skjutdörrsparti Lyft & Skjut

SDA 1 dörr (2-luft)

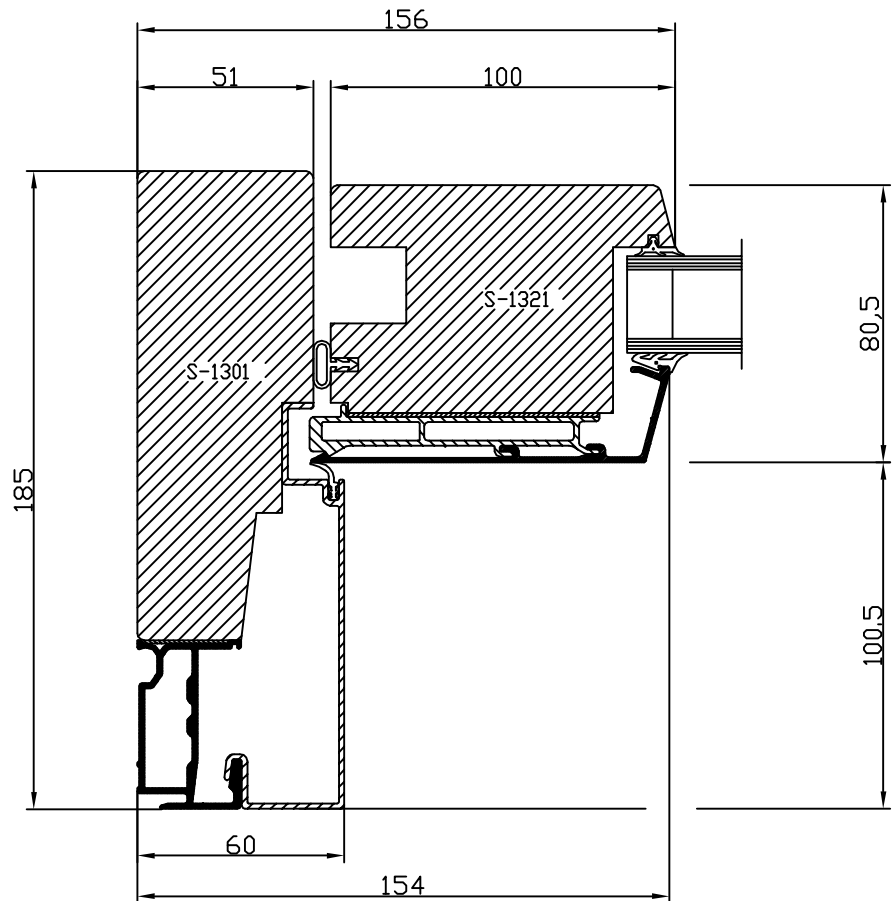
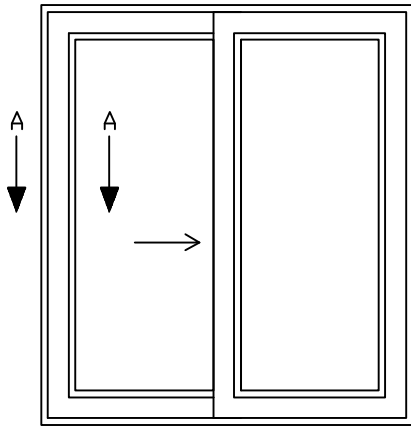
Beslag	Beslags system GU lyftglid
--------	----------------------------

Karmdjup	185 mm
----------	--------

Format begränsning	Max bredd 4400 mm
	Min bredd 2200 mm, 1985 mm med 3-glas
	Max höjd 2400 mm
	Min höjd -

NOTE	AM-NO.	ALTERATION	DATE	SIGN
------	--------	------------	------	------

Produkttyp:
Skjurdörr SD
TYP A



Westcoast Windows AB

451 55 Uddevalla Sweden

SKJUTDÖRR SD

SIDA 2-GLAS
STÄNGNINGSSIDA

Scale
1:2

Designer
OS

Date
040114

REF.NO.

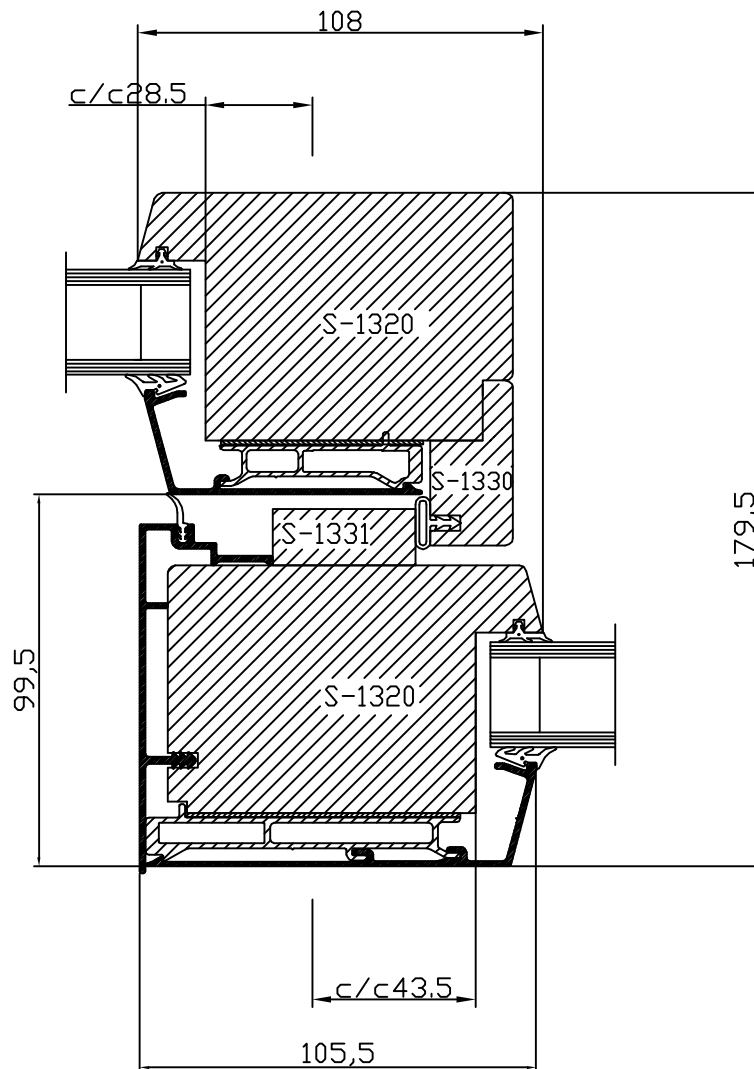
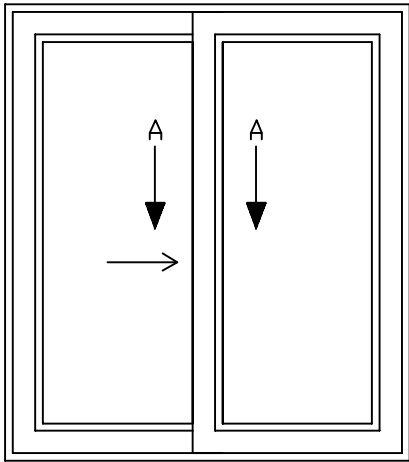
Rev
A

DRAW.NO.

S-200

NOTE	AM-NO.	ALTERATION	DATE	SIGN
------	--------	------------	------	------

Produkttyp:
Skjutedörr SD
TYP A



Westcoast Windows AB 451 55 Uddevalla Sweden	SKJUTDÖRR SD	Scale 1:2	Designer □S	Date 040114
	SIDA 2-GLAS	REF.NO.	Rev A	
	RÖRLIG / FAST DEL HÖGER	DRAW.NO.	S-201	