



Materialspecifikation

Skjutdörrsparti Lyft & Skjut

SDA 1 dörr (2-luft)

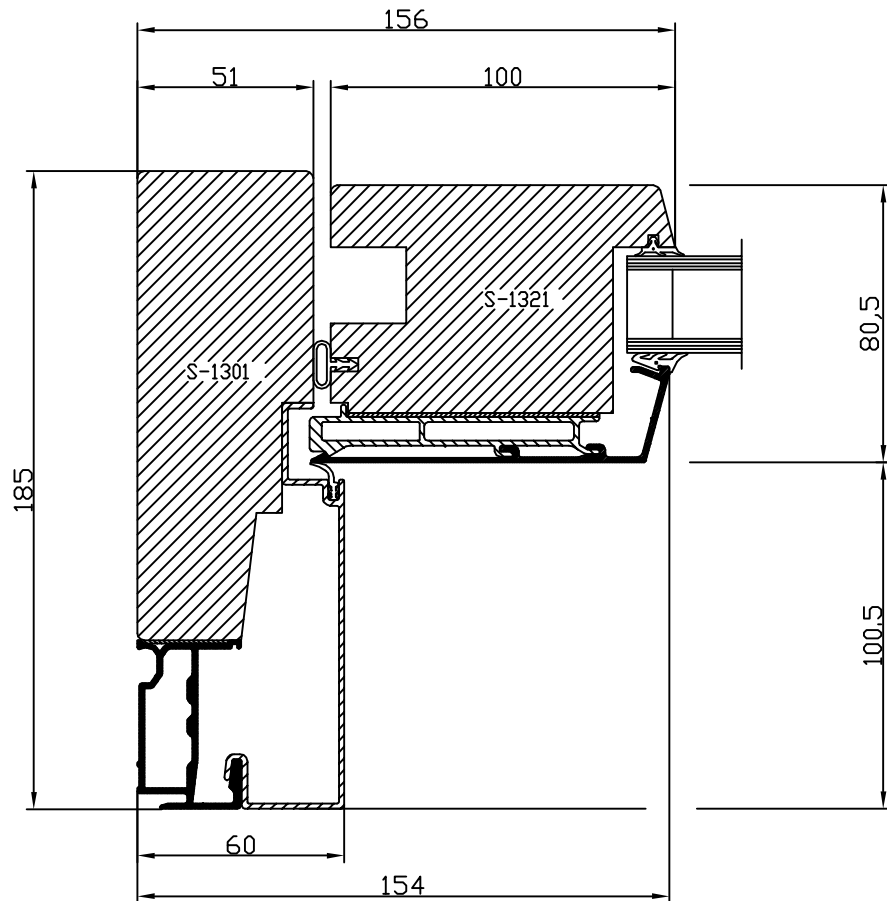
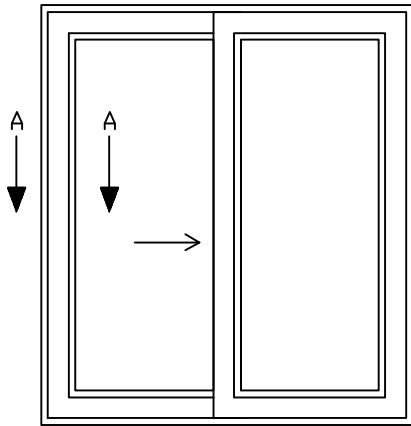
Beslag	Beslags system GU lyftglid
--------	----------------------------

Karmdjup	185 mm
----------	--------

Format begränsning	Max bredd 4400 mm
	Min bredd 2200 mm, 1985 mm med 3-glas
	Max höjd 2400 mm
	Min höjd -

NOTE	AM-NO.	ALTERATION	DATE	SIGN
------	--------	------------	------	------

Produkttyp:
Skjutsdörr SD
TYP A



Westcoast Windows AB

451 55 Uddevalla Sweden

SKJUTDÖRR SD

SIDA 2-GLAS
STÄNGNINGSSIDA

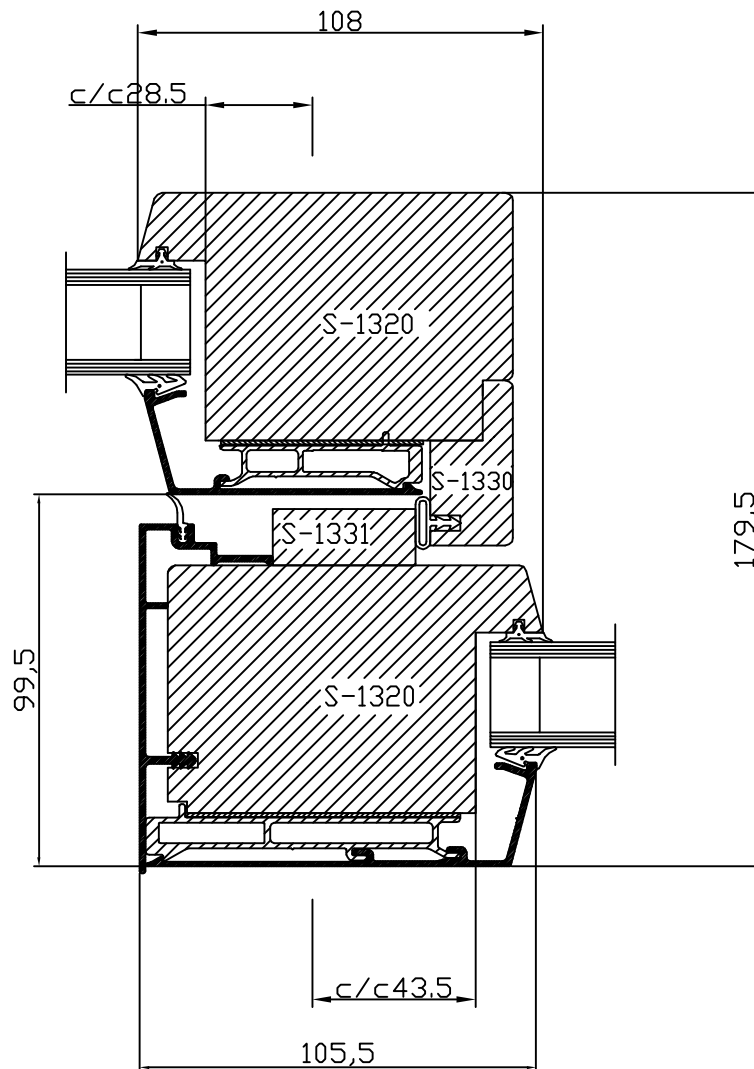
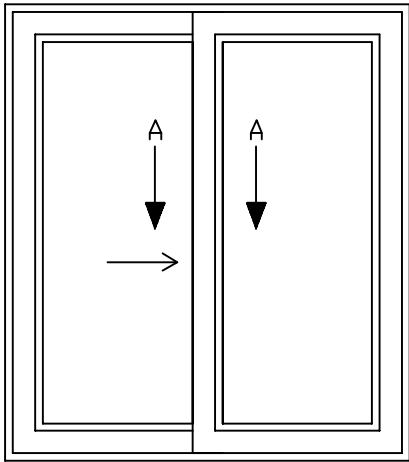
Scale 1:2	Designer OS	Date 040114
--------------	----------------	----------------

REF.NO.	Rev A
---------	----------

DRAW.NO.	S-200
----------	-------

NOTE	AM-NO.	ALTERATION	DATE	SIGN
------	--------	------------	------	------

Produkttyp:
Skjutdörr SD
TYP A



Westcoast Windows AB 451 55 Uddevalla Sweden	SKJUTDÖRR SD	Scale 1:2	Designer S	Date 040114
	SIDA 2-GLAS	REF.NO.	Rev A	
	RÖRLIG / FAST DEL HÖGER	DRAW.NO.	S-201	